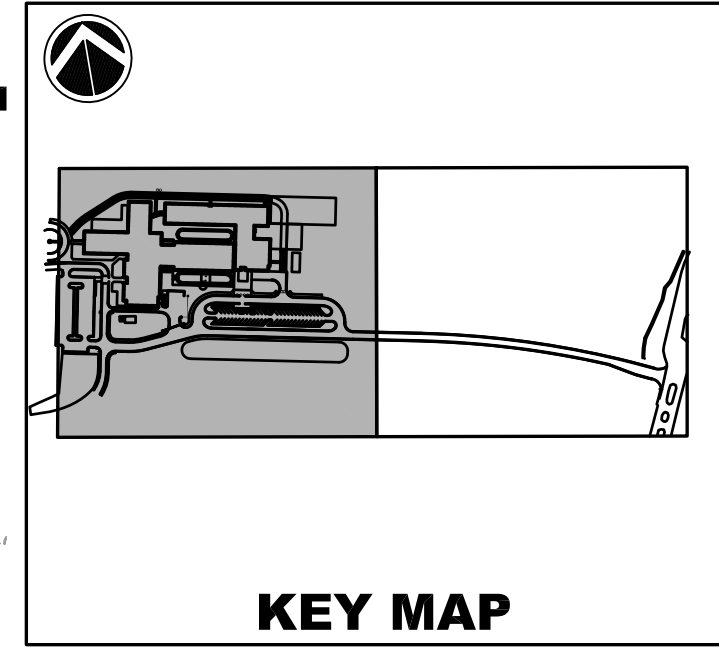
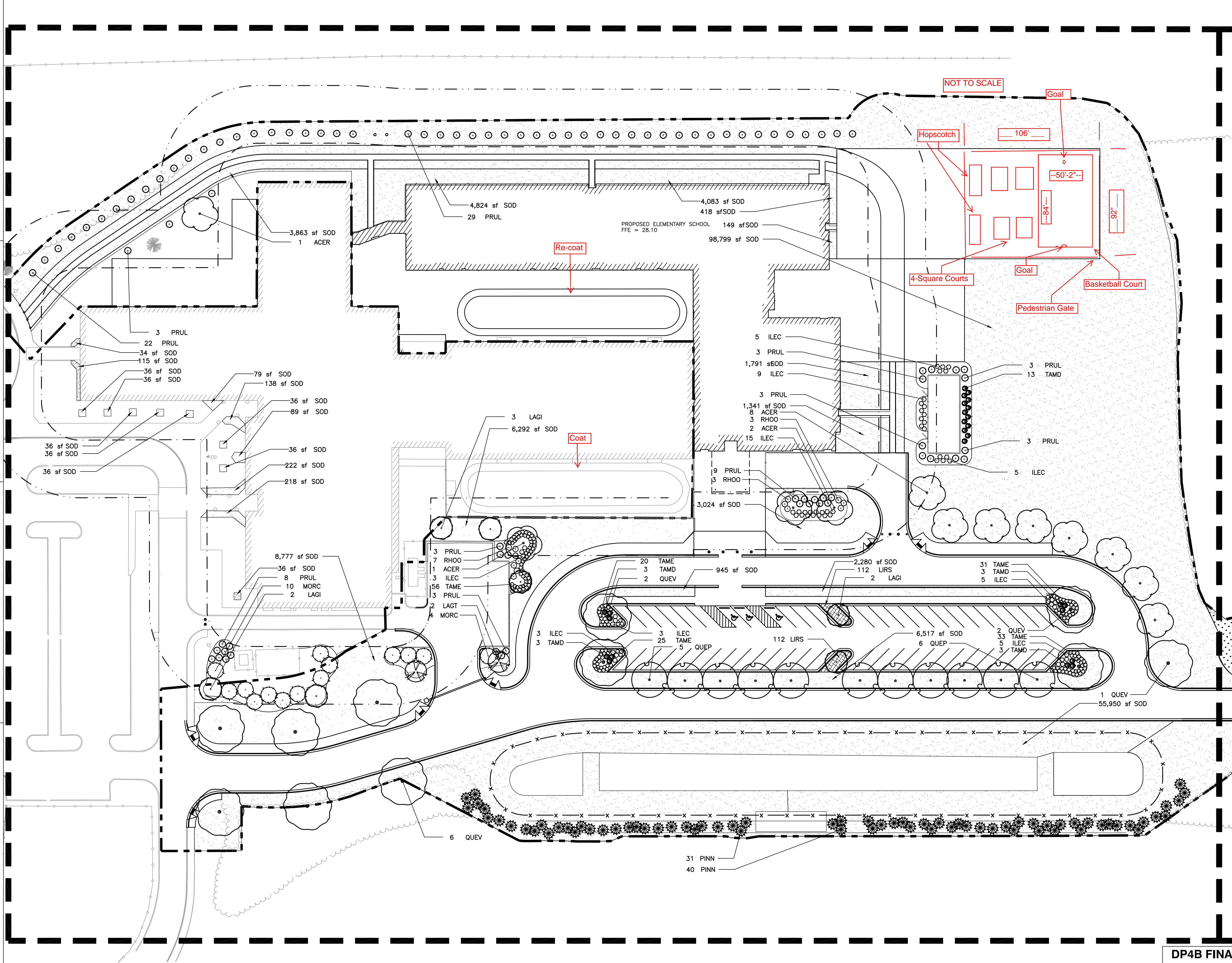



6/27/2007 2:45:54 PM



**REFERENCE NOTES SCHEDULE**

CODE	DESCRIPTION
1	SEE CIVIL PLAN FOR DEMOLITION OF TREES AND PLANT BEDS WITHIN 33' AT/FP SETBACK. AREAS THAT ARE DEMOLISHED SHALL HAVE ALL ROOTS AND PLANTS REMOVED, BE BROUGHT BACK TO FINISHED GRADE, AND SODDED.
2	INSTALL METAL EDGING BETWEEN ALL PLANT BEDS AND LAWN AREAS (TYPICAL).
3	INSTALL 6" DIAMETER MULCH RING AROUND ALL TREES AND SHRUBS WITHIN LAWN AREAS.
4	PIN SOD TO SLOPES OF PONDS AND SWALES TO PREVENT MOVEMENT

SYN	DESCRIPTION	DATE	APPR



APPROVED

FOR COMMANDER NAVFAC

ACTIVITY

SATISFACTORY TO DATE

DES	GBS	DRW	GBS	CHK	WVP
PM/DM					PGD
BRANCH MANAGER					CHK
CHIEF ENGINEER					PGD

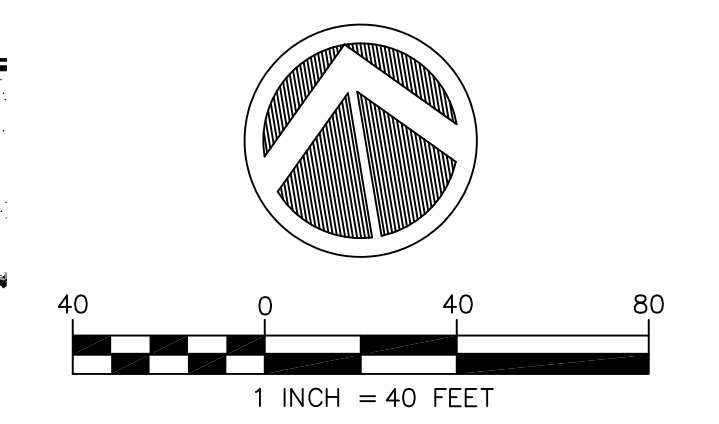
NAVAL FACILITIES ENGINEERING COMMAND  
 NAVAL FACILITIES ENGINEERING COMMAND-NAVFAC MID-ATLANTIC  
 CAMP LEJUNE JACKSONVILLE, NC

TARAWA TERRACE II  
 ELEMENTARY SCHOOL ADDITION  
 LANDSCAPE SITE PLAN (WEST)

LANDSCAPE ARCHITECTURE BY:  
**ADC**  
 ENGINEERING SPECIALISTS  
 SITE SERVICES \ BUILDING ENVELOPE \ STRUCTURAL

DEPARTMENT OF THE NAVY  
 1226 YEAMANS HALL ROAD  
 HANAHAN, SC 29410  
 843-566-0161  
 fax 843-566-0162  
 ADCENGINEERING.COM

SCALE: AS NOTED  
 EPROJCT NO. 854316  
 CONSTRUCTION CONTRACT NO. N62470-11-C-1022  
 NAVFAC DRAWING NO. 12610215  
 SHEET 56 OF 245



DP4B FINAL BUILDING DESIGN 1/05/2012

L-101